

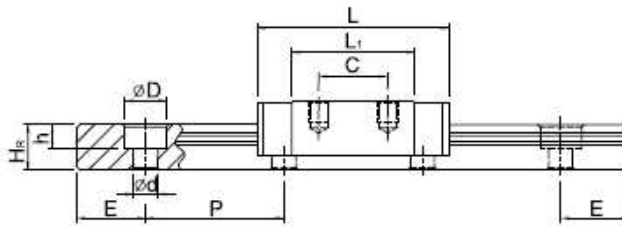
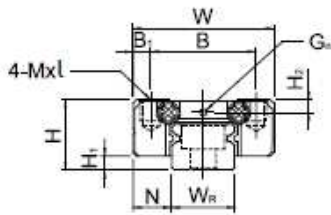
# Guias Lineares

## MG Séries

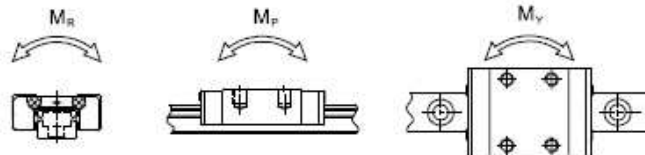
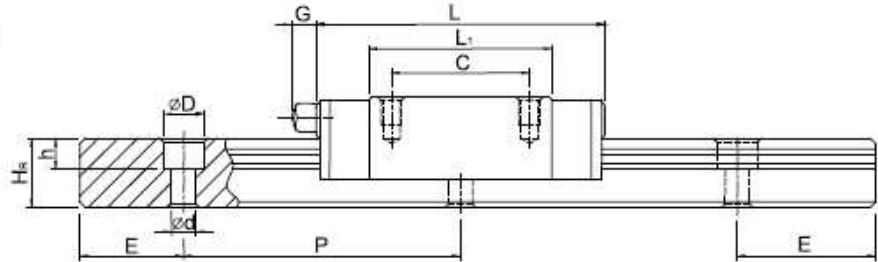
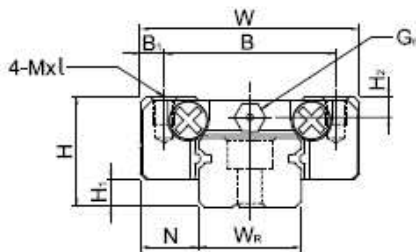
### 2-6-12 Dimensões para Hiwin MGN/MGW Séries

#### (1) MGN-C / MGN-H

MGN7, MGN9, MGN12



MGN15



Nº Modelo	Dimensões de Montagem (mm)			Dimensões do Bloco (mm)										Dimensões do Trilho (mm)	Montagem do Parafuso no Trilho (mm)	Carga Dinâmica C (kN)	Carga Estática Cs (kN)	Momento Estático			Peso								
	H	B1	N	W	B	B1	C	L1	L	G	G1	Mxl	H1					Ws	Hs	D	h	d	P	E	Mr	Mp	My	Bloco	Trilho
	mm	mm	mm	mm	mm	mm	mm	mm	mm	mm	mm	mm	mm					mm	mm	mm	mm	mm	mm	mm	N-m	N-m	N-m	kg	kg/m
MGN 7C	8	1.5	5	17	12	2.5	8	13.5	22.5	-	Ø1.2	M2x2.5	1.5	7	4.8	4.2	2.3	2.4	15	5	M2x6	0.98	1.24	4.70	2.84	2.84	0.010	0.22	
MGN 7H							13	21.8	30.8													1.37	1.96	7.64	4.80	4.80	0.015		
MGN 9C	10	2	5.5	20	15	2.5	10	18.9	28.9	-	Ø1.4	M3x3	1.8	9	6.5	6	3.5	3.5	20	7.5	M3x8	1.86	2.55	11.76	7.35	7.35	0.016	0.38	
MGN 9H							16	29.9	39.9													2.55	4.02	19.60	18.62	18.62	0.026		
MGN 12C	13	3	7.5	27	20	3.5	15	21.7	34.7	-	Ø2	M3x3.5	2.5	12	8	6	4.5	3.5	25	10	M3x8	2.84	3.92	25.48	13.72	13.72	0.034	0.65	
MGN 12H							20	32.4	45.4													3.72	5.88	38.22	36.26	36.26	0.054		
MGN 15C	16	4	8.5	32	25	3.5	20	26.7	42.1	4.5	M3	M3x4	3	15	10	6	4.5	3.5	40	15	M3x10	4.61	5.59	45.08	21.56	21.56	0.059	1.06	
MGN 15H							25	43.4	58.8													6.37	9.11	73.50	57.82	57.82	0.092		

Nota : 1 kgf = 9.81 N